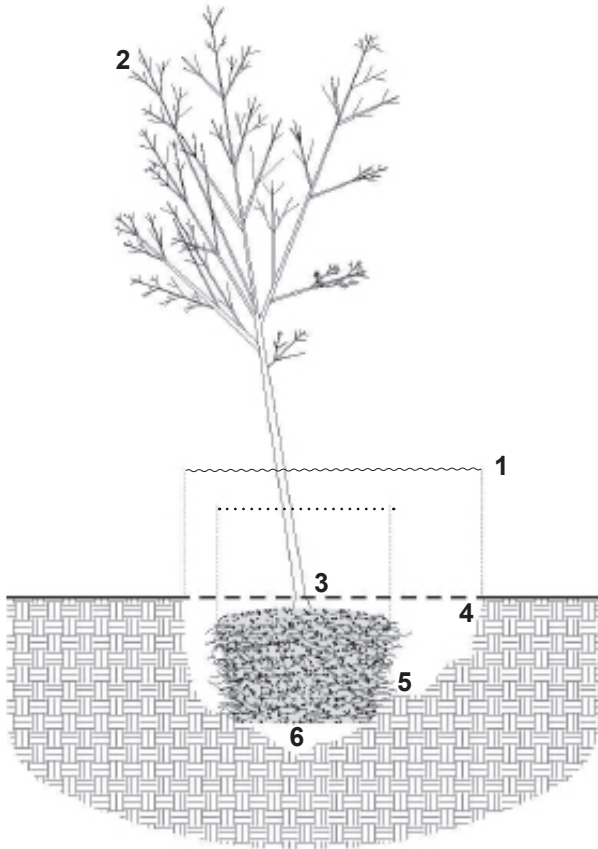


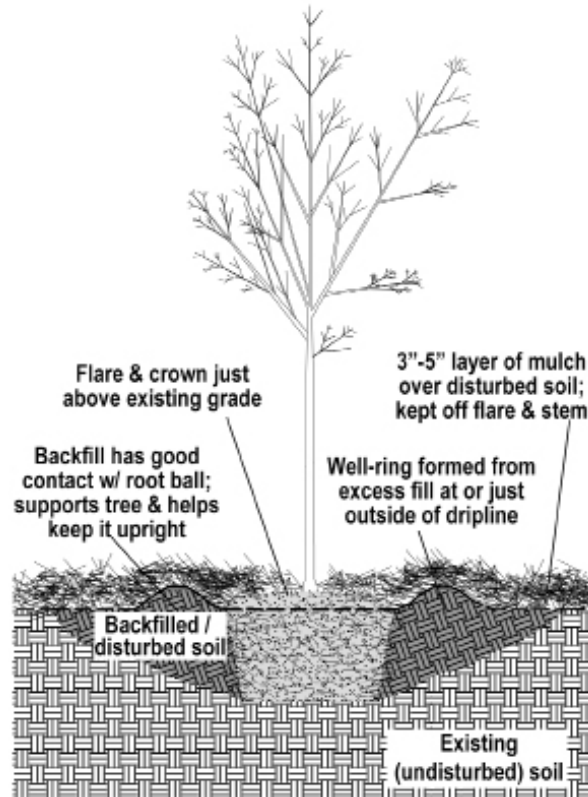
NOT THIS



- existing grade
- hole diameter
- root ball diameter
- root ball
- undisturbed soil
- compacted fill



HAPPY TREE



225-381-0037
batonrougegreen.com

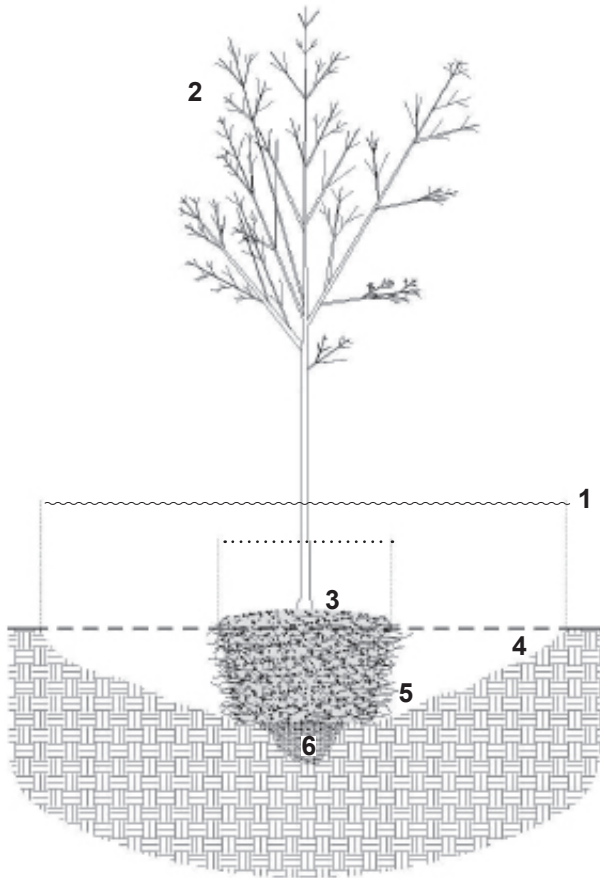


TREE PLANTING GUIDE



225-381-0037
batonrougegreen.com

DO THIS



PROPER TREE PLANTING TECHNIQUE

1. Hole diameter should be 2-3 times wider than diameter of root ball
2. Tree should be oriented upright and straight
3. Trunk flare and root ball crown should be just above grade and free of backfill
4. Pit wall should slope evenly toward bottom of bowl shaped hole
5. Tree should be centered in hole
6. Disturbed soil underneath rootball should be backfilled and compacted before final placement

PLANT THE RIGHT TREE IN THE RIGHT PLACE




Illustration courtesy of National Arbor Day Foundation.

- Tall trees:** Oak, Winged Elm, Cypress, Hackberry, Pine, Sweetgum, Southern Magnolia, Tuliptree
- Medium trees:** Sweetbay Magnolia, American Holly, Swamp Red Maple, River Birch, Eastern Red Cedar, Ash, Dogwood, medium to large Crapemyrtle
- Small trees:** Crabapple, Mayhaw, Hawthorne, Ironwood, Citrus, Mexican Plum, Sweet Olive, small Crapemyrtle

SELECTING TREE LOCATION

Trees have annual growth in height, crown width and root system. Determine what size the tree will be in 10, 20 or 50 years before you decide on its location.

Tree Size	Min Space to Wall	Min Space to House Corner
Small Tree (to 25')	to 10'	to 8'
Medium Tree (25'-60')	to 20'	to 12'
Large Tree (+50')	to 37'	to 20'

SELECTING YOUR TREE

1. Is the space large enough for the tree after it matures?
2. Do buildings, sidewalks, overhead utility lines or other trees constrict the space?
3. For what purpose is the tree intended (to provide beauty, shade, windbreak or a boundary)?
4. What is the condition of the soil (well drained, poorly drained, fertile or alkaline)?